

Artisan Range

SM 500-S

A Smaller Sieve that doesn't Compromise on Throughput and Accuracy

Designed to provide users with the power for fast product throughputs and accurate check sieving. This economically priced sieving machine will suit those needing to sieve products in smaller batches but still requiring a fast, efficient system.

With just a single hand operated band clamp release, the pre-tensioned mesh assembly and the metal detectable gasket are fully removed making this an easy and quick machine to change products and clean. Each machine is supplied ready to use, just connect and go. The mobile stand provides a simple means of manoeuvring from one location to another, ideal when multi-tasking is essential or external cleaning is required.



SM sievmaster
by farleygreene

INDUSTRIES



Food & Drink



Pharmaceutical



Chemical



Nutraceutical



Reclamation & Recycling



Additive Manufacturing

FEATURES





- Check sieve for use in the food, pharmaceutical or chemical industries
- Noise level less than 70 dBA in use
- Can be used for production sieving into tote bins or mixer bowls
- All stainless steel body and contact parts
- Mobile stand for greater flexibility
- Constructed from FDA compliant materials
- No tool, quick change screens
- Easy clean design, no crevices




TYPICAL MATERIALS

- Spices
- Cosmetics
- Seeds
- Most powders/ granular products
- Flour
- Crystal sugar
- Starch
- Cocoa

PRODUCT OPTIONS

Machine configurations*

- Tote bin / container Mounting 
- Addition of underscreen magnet assy 
- Top dust cover 
- Mesh deblinding - mechanical 

- Mesh deblinding - ultrasonic 
- Outlet sleeve 
- Top cone meshed 

Finishes available

- Mirror polish to internal surfaces

CERTIFIED TECHNOLOGY



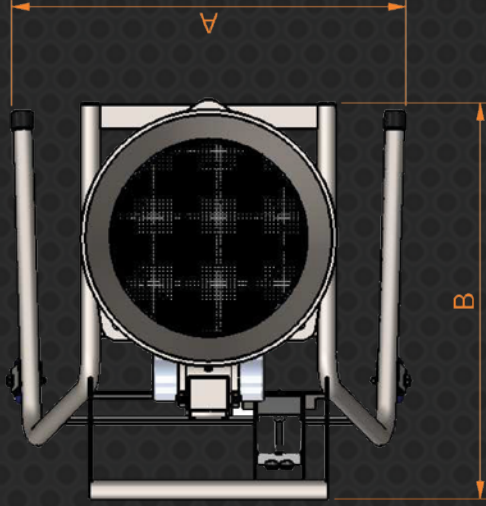
*More options available on request

1

THIRD ANGLE PROJECTION



2




3

4

5

6

SM 500-S



A

B

C

D

DIMENSION	SM500-S (mm)
A	800
B	800
C	500
D	300
E	450
F	750

SCREEN DIAMETER = 400mm

BESPOKE FRAMES AVAILABLE WITH DOL BOX, CABLE & PLUG

ELECTRICAL	SM500-S
VOLTAGE	110 / 240 / 380-460
FREQUENCY	50 / 60 hz
POWER	85 w
PHASE	1 / 3
ATEX	YES 

1

2

3

4

5

6