

Brabender FlexWall® Feeder FW155

The Brabender FlexWall® feeder FW155 is capable of reliably and accurately metering bulk ingredients with temperatures from 0 to 50°C (32-122°F) at high feed rates.

The feeder has the following main components: a stainless steel exterior, a flexible polyurethane hopper, external massage paddles (versions without paddles available), a feed screw, a feed screw tube, a 3 phase AC motor and an extension hopper for ingredient storage.

Extension hoppers are available with 600 dm³ (21.2 ft³) or 1000 dm³ (35.3 ft³) volume.

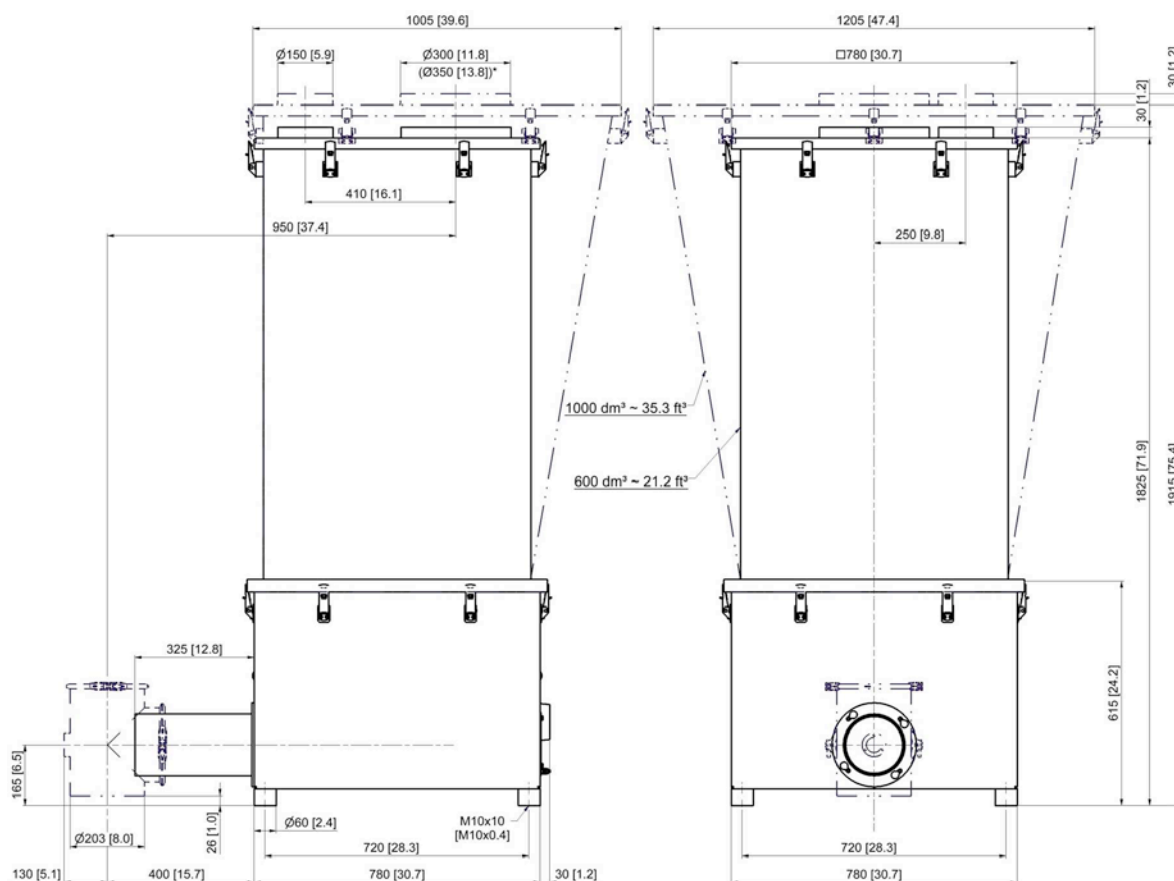
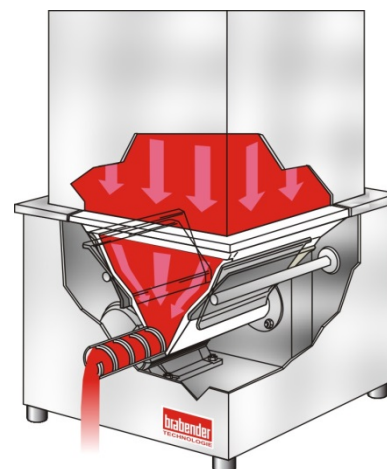
The motor driven (amplitude adjustable) paddles flex the polyurethane hopper walls to provide consistent mass flow of ingredient into the screw without degradation. The FW155/2 uses a separate motor for the external massaging paddles to allow paddle speed adjustment for difficult flowing ingredients. Free flowing ingredients can use the non agitated FW155/1.

Another advantage of the Brabender FlexWall® feeder is that it is easily disassembled for wet or dry cleaning as the polyurethane hopper is molded to easily fit on the stainless steel housing.

Options include a scale to allow gravimetric loss-in-weight feeding and interchangeable screws. Ingredient contact steel parts are made of stainless steel. Mild steel parts are painted light grey (RAL 7035).

Environmental conditions: 0-45°C (32-113°F), up to 85% humidity without condensation.

The feeder conforms to CE directives.



Dimensions in mm (in)

- Weight without extension hopper:
FW155/0(1) approx. 155 kg/341.7 lb, FW155/2 approx. 185 kg/407.9 lb
- Weight with 600 dm³/21.2 ft³ extension hopper:
FW155/0(1) approx. 245 kg/540.1 lb, FW155/2 approx. 275 kg/606.9 lb
- Weight with 1000 dm³/35.3 ft³ extension hopper:
FW155/0(1) approx. 305 kg/672.4 lb, FW155/2 approx. 335 kg/738.6 lb

* optional inlet only available for 1000 dm³/35.3 ft³ extension hopper

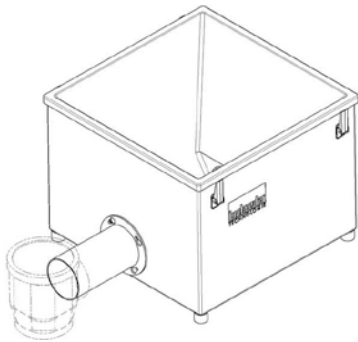
Model	Motor	rpm	Paddles	Separate paddle drive
FW155/0	1.5 kW	142	yes	---
FW155/1	1.5 kW	142	no	---
FW155/2	1.5 kW	142	yes	0.75 kW

Technical Data

Available screw sizes and feed rates

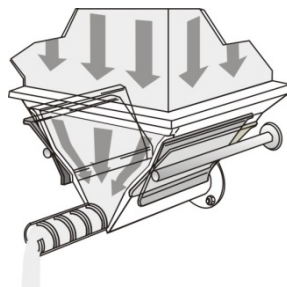
Screw Type	Ø (mm) x p (mm)	Tube designation	Tube dia. (mm)	Max. speed (rpm)	Max. feed rate (dm³/hr)*	Max. feed rate (ft³/hr)*
Spiral Screw (S)	S 103/105	1091	114.3 x 2.6	142/100 Hz	7080	250.0
	S 120/120	1270	133.0 x 3.0	142/100 Hz	11090	391.6
	S 155/100	1631	168.3 x 2.6	142/100 Hz	15290	540.0
	S 155/165	1631	168.3 x 2.6	142/100 Hz	25570	903.0
Pellet Screw (S)	S 103/105	1270	133.0 x 3.0	142/100 Hz	8900	314.3
	S 120/120	1631	168.3 x 2.6	142/100 Hz	15550	549.1
Blade Screw (B)	B 103/105	1091	114.3 x 2.6	142/100 Hz	6510	229.9
	B 120/120	1270	133.0 x 3.0	142/100 Hz	10380	366.6
	B 155/100	1631	168.3 x 2.6	142/100 Hz	13860	489.5
	B 155/165	1631	168.3 x 2.6	142/100 Hz	23130	816.8

* Theoretical values at 100% screw filling level and motor speed. Depending on the flow characteristics the screw filling level may decrease to 50%.



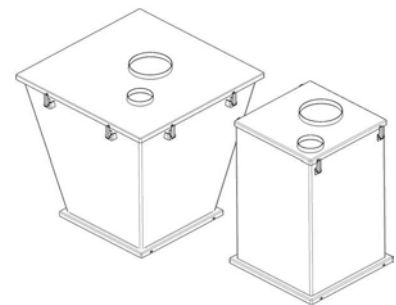
FlexWall® Feeder FW155

- Stainless steel housing with rear access door
- Interchangeable screws
- Paddle-massaged flexible polyurethane hopper (FW155/1 is without paddles)
- Variable frequency driven 3 phase AC motor (1.5 kW, IP55, insulation class F, TEFC), max. screw speed 142 rpm
- FW155/2 only: second motor for separate paddle drive (0.75 kW, IP65, insulation class F, TEFC)
- Ingredient contact surfaces are polyurethane and SS 1.4301 (304)



Flexible Hopper

- Polyurethane (white)
- Food grade in compliance with the German Foodstuff and Consumer Goods Act (LMBG) or FDA
- Optional anti-static or chemically resistant hoppers available



Extension Hoppers

- Extension hoppers
 - 600 dm³ (21.2 ft³), straight walled
 - 1000 dm³ (35.3 ft³), steep sided
- Cover with inlet pipe and vent pipe
- Stainless steel SS 1.4301 (304)

Accessories

- Vertical downspout on screw tube outlet
- Flexible connections
- Exchange screws
- Exchange screw tubes
- Screw speed monitoring system

Options

- Explosion-proof designs
- Gravimetric loss-in-weight feeder with scale H34 or MS (see separate Works Standards)
- Designs for higher or lower ingredient and/or ambient temperatures

Speed Control

Frequency converter in a closed housing (IP55) with potentiometer or 0-5(10) V/0(4)-20 mA input (FW155/2 has a 2nd frequency converter for the separate paddle drive), or frequency converter FC-V3.1 for control cabinet installation (FW155/2 has a 2nd frequency converter FC-V 2.1 for the separate paddle drive), or Allen Bradley Powerflex (North America only)



Modifications reserved. All data describe our products in a general manner. They are no agreement on or warranty of characteristics in the sense of § 434 or guarantee in the sense of § 443 of the German Civil Code or similar regulations and effect no liability.

Issue 4.0 (April 16)
Supersedes 9.0 (September 13)